



The
CLAREMONT
Collection


ROSETTA®

THE LOOK AND FEEL OF NATURE



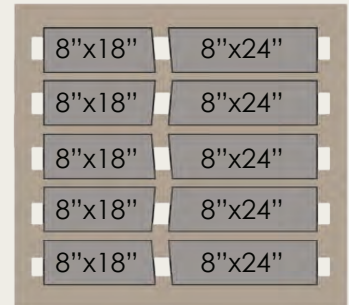
FEATURES

- Linear, horizontal proportions evoke a contemporary yet classic stone appearance
- Each unit is finished on both the front and back surfaces, allowing for both freestanding walls and retaining walls
- Crisp, chiseled stone texture is indistinguishable from natural snapped limestone drywall



CLAREMONT WALL PALLET

- Pallet weight = ±2,800 lbs (incl. pallet weight)
- Pieces on pallet = 25 pieces of 18" and 25 pieces of 24"

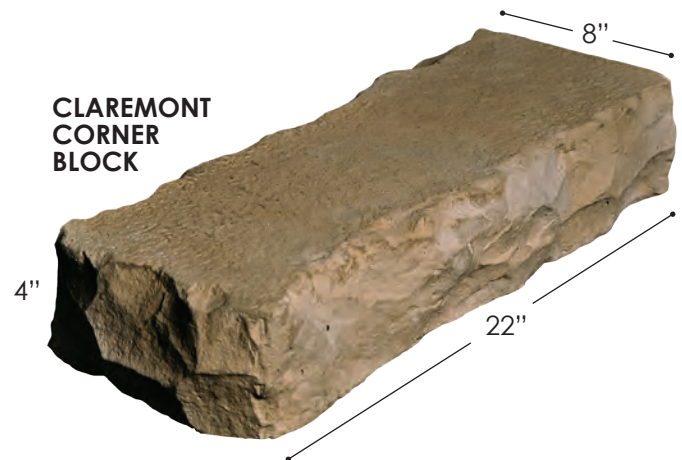


LAYER OVERVIEW

- 5 layers per pallet

CLAREMONT CORNER PALLET

- 40 Corner units per pallet
- Pallet weight = ± 2,400 lbs
- One pallet contains enough corners to build a 30"x30" pillar, 40" Tall
- 34"x34"x3" Pillar Cap sold separately



COLOR OPTIONS



auburn ridge



fond du lac



slate grey