


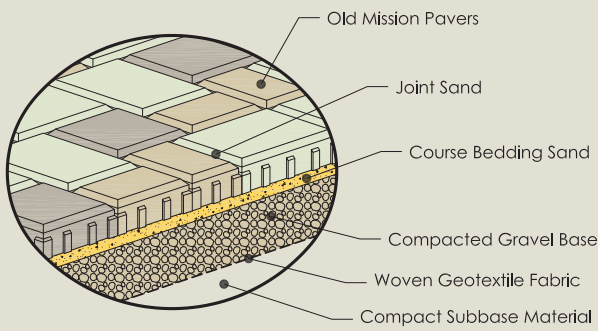


*The*  
**OLD MISSION**  
*Collection*

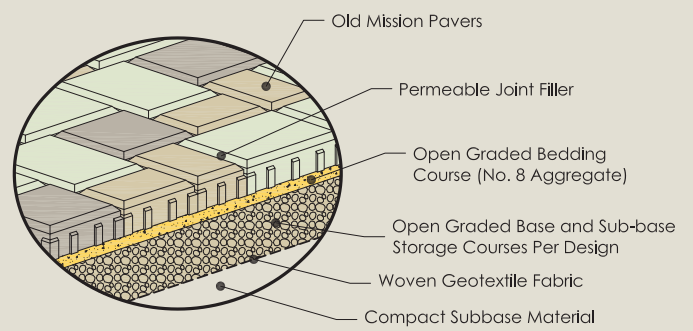
**ROSETTA**<sup>®</sup>

THE LOOK AND FEEL OF NATURE





**Typical Paver Cross-Section**



**Permeable Paver Cross-Section**

## OLD MISSION COLLECTION UNITS



**6 x 9 Paver**




**9 x 9 Paver**



**9 x 12 Paver**

### **OLD MISSION ASHLAR PALLET**

- 8 LAYERS PER PALLET
- 200 UNITS PER PALLET
- 100 SQFT PER PALLET
- PALLET WEIGHT = 3050 LBS



### **OLD MISSION COBBLE PALLET**

- 8 LAYERS PER PALLET
- 280 UNITS PER PALLET
- 94 SQFT PER PALLET
- PALLET WEIGHT = 2790 LBS

